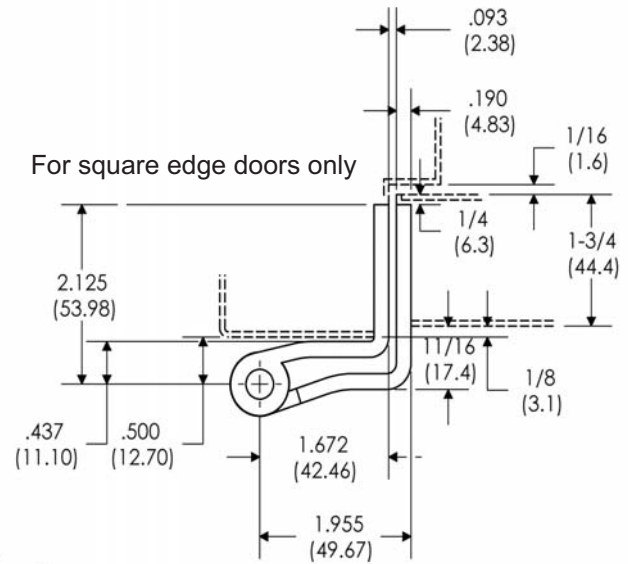
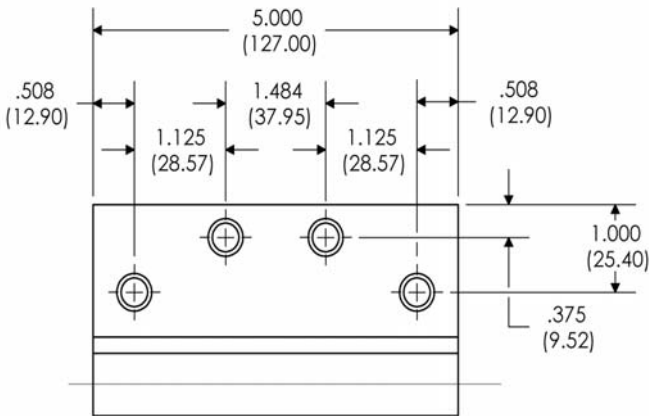


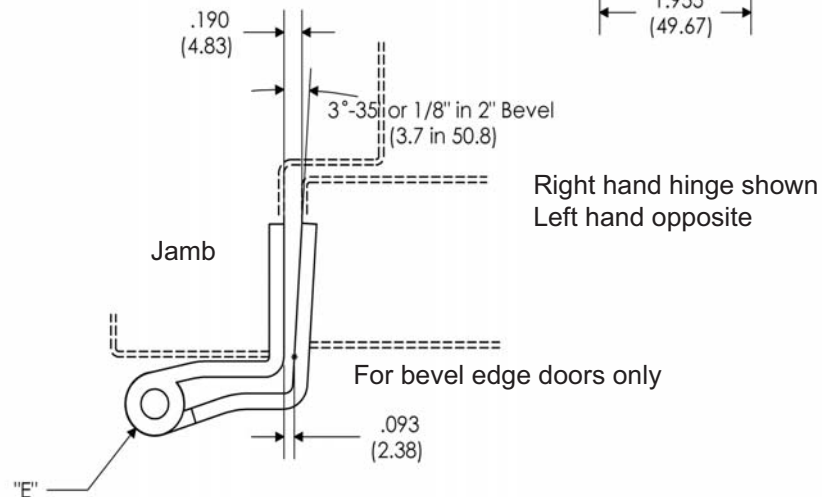


SWING CLEAR FULL MORTISE TEMPLATE BALL BEARING

SC4B - SC4C
5"



NOTE: This hinge alters the normal pivot point of door. For door closers, friction or overhead door holders, to be used in conjunction with this hinge, consult manufacturer for the device to be used for application details.



Part Number			Gauge of Metal	"E" Outside Dia.
Steel	Brass	Stainless		
SC4B81/ SC4B81B	-	SC4B51/ SC4B51B	.190"	.725"
SC4C81/ SC4C81B	-	SC4C51/ SC4C51B	.190"	.725"

NOTE:

- 1 screw pack includes all machine screws (24), and 1/2 wood screws (12). ATMS & AWS also available.
- Screw size: FHMS - 12-24 x 1/2"
FHWS - 12 x 1-1/4"
- All swing clear hinges are made for reversible applications.
- All hinges are ANSI template.

Template: SC4B8150