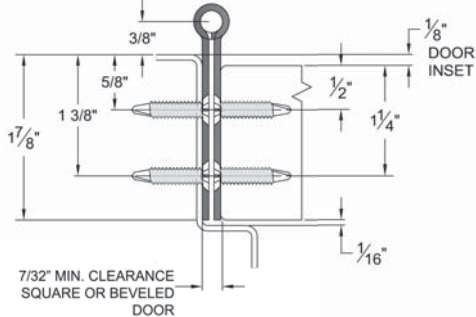


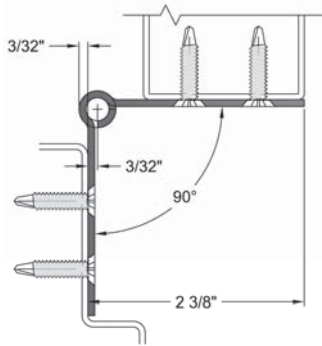


# CH51 SS PIN & BARREL SERIES

**Closed Position**



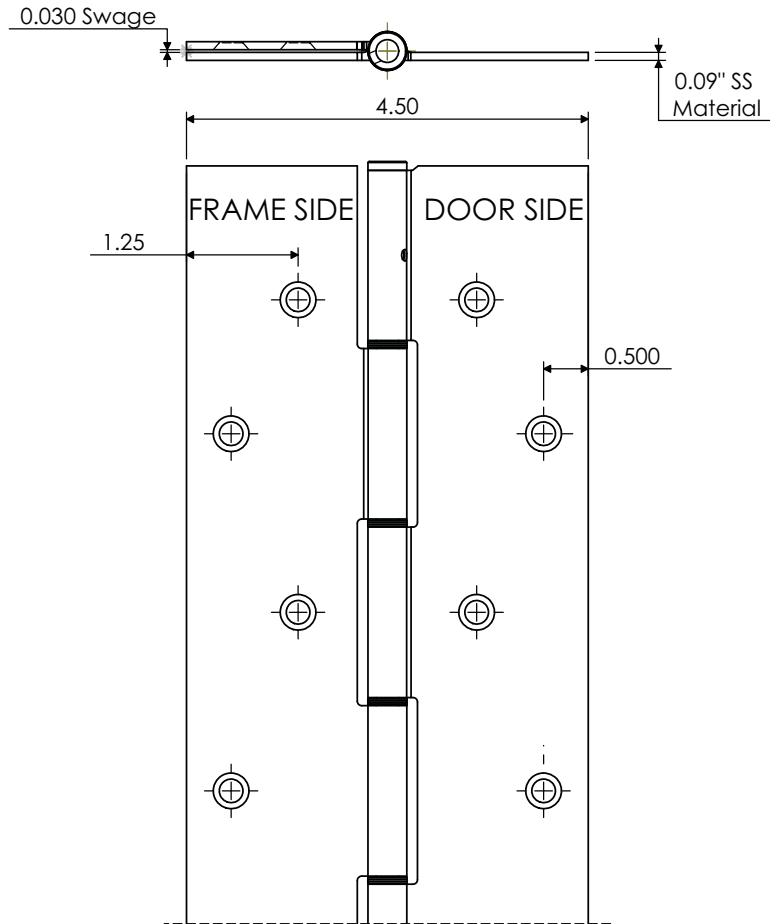
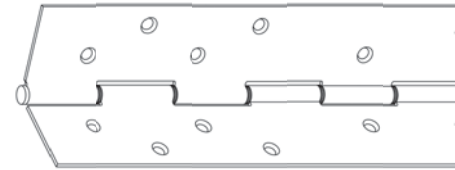
**90° Open Position**



- ◆ No special door and frame preparation
- ◆ For beveled or square edged doors
- ◆ For 1 3/4" doors
- ◆ Supports door weights up to 600 lbs.
- ◆ 4'0" Maximum door width
- ◆ For high traffic, high abuse doors
- ◆ No exposed fasteners when door is closed
- ◆ All sizes are non-handed
- ◆ Lifetime mechanical warranty (See warranty information)
- ◆ Material –Heavy-duty 13 gauge 304 Stainless Steel
- ◆ Fully welded top and bottom knuckles at no extra cost
- ◆ Special friction free self lube bearings
- ◆ Self drilling screws
- ◆ 1/4" diameter stainless steel pin
- ◆ Electrical modifications available
- ◆ Conforms to ANSI/BHMA 156.26, Grade 1
- ◆ UL/ULC fire listed on wood doors for up to 20 minutes
- ◆ UL/ULC fire listed on hollow metal & composite wood fire doors for 90 minutes
- ◆ UL/ULC fire listed on hollow metal doors for up to 3 hours
- ◆ Meets UL10B, UL10C, UBC 7-2.



**FULL MORTISE**



**630 - Satin Stainless Steel - US32D**

PBB Model Number	Length		Screw Count	
	Inches	Centimeters	Door	Jamb
CH5179	79-1/8"	201.0	20	20
CH5183	83-1/8"	211.1	21	21
CH5185	85"	215.9	21	21
CH5195	95"	241.3	23	23
CH51119	119"	302.26	27	27

Screw Pack #	Standard Full Mortise Fasteners
1	10 x 3/4" P.F.H. undercut self drilling tek screws
2	10 x 1/4" P.F.H. undercut sheet metal screws

PLEASE SPECIFY SCREW REQUIREMENTS IF DIFFERENT  
Refer to page 53 for screw information.