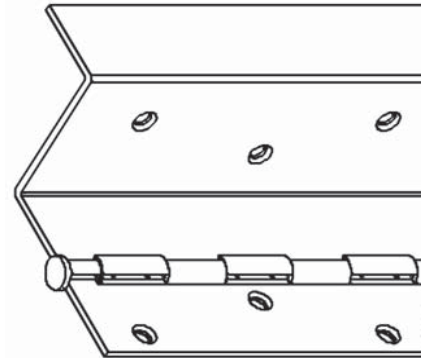
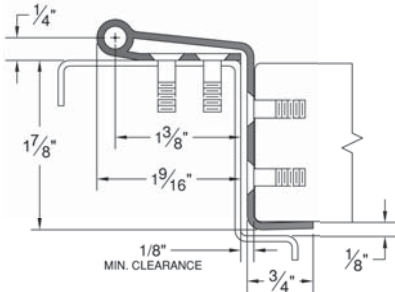




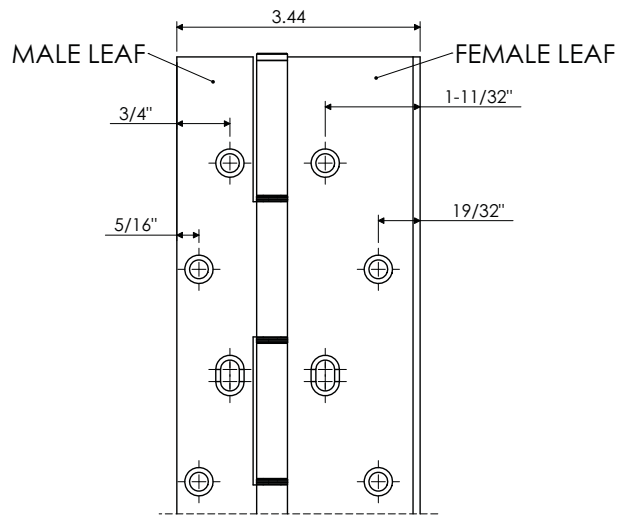
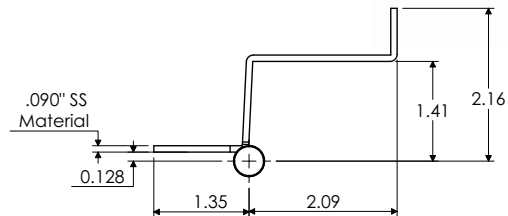
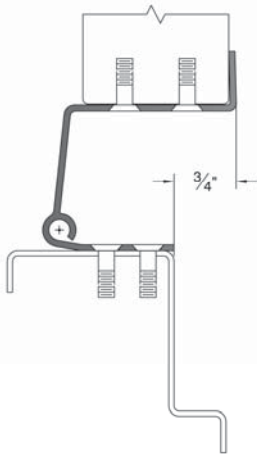
CH52CL SS PIN & BARREL SERIES

SWING CLEAR HALF MORTISE WITH HALF GUARD

Closed Position



Open Position



630 - Satin Stainless Steel - US32D

PBB Model Number	Length		Screw Count	
	Inches	Centimeters	Door	Jamb
CH51CL79	79-1/8"	201.0	20	20
CH51CL83	83-1/8"	211.1	21	21
CH51CL85	85"	215.9	21	21
CH51CL95	95"	241.3	23	23
CH51CL119	119"	302.26	27	27

Screw Pack #	Standard Half Mortise Fasteners
1	10 x 3/4" P.F.H. undercut self drilling tek screws
2	10 x 1/4" P.F.H. undercut sheet metal screws

PLEASE SPECIFY SCREW REQUIREMENTS IF DIFFERENT

Refer to page 53 for screw information.

- ◆ For square edged doors
- ◆ For 1 3/4" doors
- ◆ Supports door weights up to 600 lbs.
- ◆ 4'0" Maximum door width
- ◆ For high traffic, high abuse doors
- ◆ Nominal sizes 7'(83-1/8"), 8'(95") & 10'(119") are non-handed
- ◆ 6'8"(78-3/4") & 7'2"(85") are handed hinges
- ◆ Material –Heavy-duty 13 gauge 304 Stainless Steel
- ◆ Self drilling screws
- ◆ No exposed fasteners when door is closed
- ◆ Door edge lip on stop side
- ◆ Protects door edge
- ◆ 1/4" diameter stainless steel pin
- ◆ Decorative fastener covers
- ◆ Conforms to ANSI/BHMA 156.26, Grade 1
- ◆ UL/ULC fire listed on wood doors for up to 20 minutes
- ◆ UL/ULC fire listed on hollow metal & composite wood fire doors for 90 minutes
- ◆ UL/ULC fire listed on hollow metal doors for up to 3 hours
- ◆ Meets UL10B, UL10C, UBC 7-2.